

THE 7 SIGNS OF SEWAGE

HELP US TARGET 'HOT SPOT' SEWAGE INCIDENTS BY TAKING PART IN OUR OUTFALL SAFARI MAPPING CAMPAIGN.

THIS HANDY GUIDE WILL HELP YOU IDENTIFY SIGNS OF SEWAGE AND THE TYPE OF FUNGUS PRESENT. TO TAKE PART IN OUR OUTFALL SAFARI USE THE QR CODE AT THE BOTTOM OF THE PAGE.

**THE SURVEY SHOULD ONLY BE CARRIED OUT AFTER 2 DAYS OF CONSECUTIVE DRY WEATHER.

IN 2022, 602,987 HOURS OF UNTREATED SEWAGE WAS RELEASED IN WALES.

The 7 Tell Tale Signs



SURFACE FOAM

- Man-Made foam has a white colour with a fragrant or decay like smell depending on the source such as detergent.
- Remains in one small area that does not blow away easily.



SURFACE ALGAE

- Green Algae growth in large quantities that can look like a thick carpet on the water surface.
- Spicy, fishy or grassy odour.




SEWAGE RELATED LITTER

- Sanitary waste that has been flushed down the toilet such as sanitary pads, wet wipes, tampons and cotton buds.
- Litter on the high flow mark.



OILY SHEEN

- Rainbow shimmers on the surface of the water.
- If stirred and remains this is likely to be Hydrogen Sulphide.
- If stirred and it begins to separate into smaller pieces (platelets) likely to be iron bacteria.



SEWAGE FUNGUS

- A thick growth of bacteria and fungi.
- A cloudy light brown colour.



DEAD FISH OR ANIMALS

- Dead animals in or around the watercourse. High numbers can be the result of a toxic pollution incident.



FOUL OR UNUSUAL ODOURS

- Unusual or unpleasant odours.



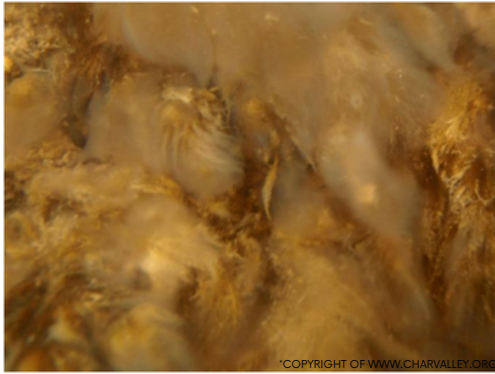
JOIN OUR OUTFALL SAFARI

WWW.NORTHWALESRIVERSTRUST.ORG



Main sewage fungus taxa and growth forms


USE THIS VISUAL GUIDE TO HELP YOU IDENTIFY THE SEWAGE POLLUTION



SPHAEROTILUS NATANS
FILAMENTOUS BACTERIUM
SLIMY FRONDS



ZOOGLOEAL BACTERIUM
ILL DEFINED TAXONOMICALLY
JELLY-LIKE GELATINOUS MASS



BEGGIATOA ALBA
FILAMENTOUS BACTERIUM
THIN WHITE FILM




FUSARIUM AQUAEDUCTUUM
FILAMENTOUS FUNGUS
IMPARTS PINK OR RED
COLOURATION



GEOTRICHUM CANDIDUM
FILAMENTOUS FUNGUS SOFT
TEXTURE LOOSELY
FOLLOWING CONTOURS OF
STONES



LEPTOMITUS LACTEUS
FILAMENTOUS FUNGUS
OVERLAPPING COTTON
WOOL-LIKE STREAMERS



CARCHESIUM POLYPINUM
STALKED PROTOZOAN SHORT
2-3MM TUFTS

BE PART OF THE SOLUTION!

DON'T FORGET :

- TAKE CLEAR PHOTOGRAPHS
- ESTIMATE THE SIZE OF THE AREA AFFECTED
- COMPLETE THE ONLINE QUESTIONS

DO NOT TOUCH THE SEWAGE OR FUNGUS.
WHEN YOU GET HOME MAKE SURE YOU WASH YOUR BOOTS
AND HANDS THOROUGHLY. NEVER GO ALONE. MAKE SURE
YOU DO NOT GO NEAR THE WATERS EDGE. LOOK OUT FOR
OUR ADVERTISED GUIDED SAFARIS ON OUR WEBSITE!



JOIN OUR OUTFALL SAFARI

WWW.NORTHWALESRIVERSTRUST.ORG



Ymddiriedolaeth Afonydd
Gogledd Cymru
Rivers Trust
North Wales